

MCRAE

knows

Structures

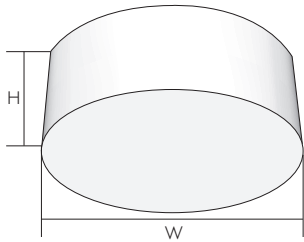
2018

Structures Guide

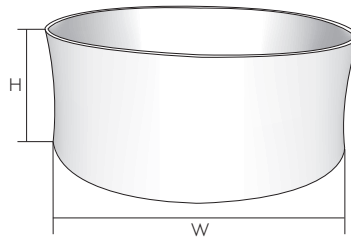


www.mcraeimaging.com

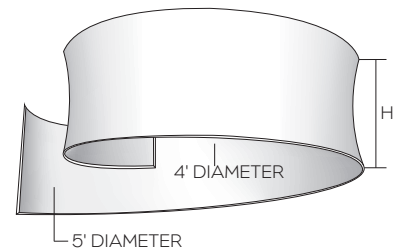


BACKLIT HALO

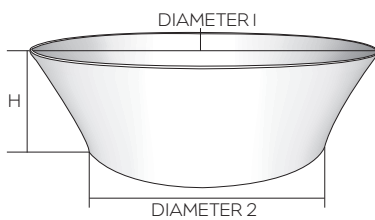
Dimensions: 8' W x 4' H - 37 LBS
 10' W x 4' H - 49 LBS
 12' W x 4' H - 62 LBS

PILLOWFIT HALO

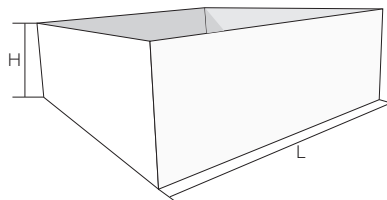
Dimensions: 8' W x 4' H - 39 LBS
 10' W x 4' H - 47 LBS
 12' W x 4' H - 55 LBS

SPIRAL HALO

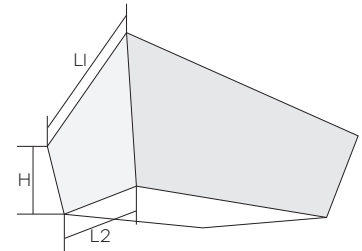
Custom: 4' - 5' x 3' H
 26 Lbs Frame + 8.5 Lbs Fabric = 35 LBS

TAPERED HALO

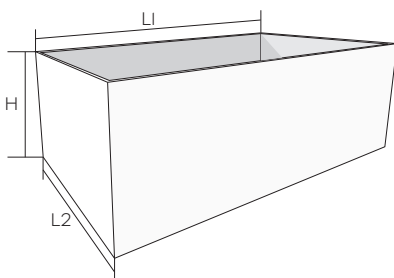
Dimensions: 8' - 6' x 4' H - 36 LBS
 10' - 8' x 4' H - 43 LBS
 12' - 10' x 4' H - 52 LBS

SQUARE SIGN

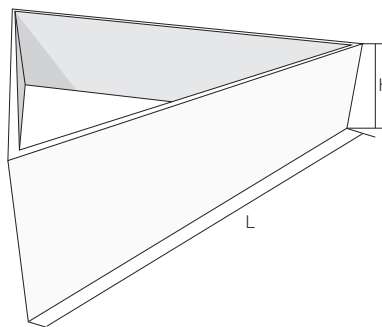
Dimensions: 8' L x 4' H - 53 LBS
 10' L x 4' H - 63 LBS
 12' L x 4' H - 73 LBS

TAPERED SQUARE

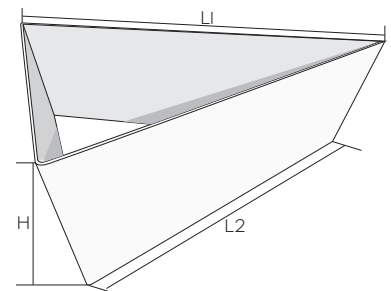
Dimensions: 8' L1 - 6' L2 x 4' H - 49 LBS
 10' L1 - 8' L2 x 4' H - 59 LBS
 12' L1 - 10' L2 x 4' H - 69 LBS

RECTANGLE SIGN

Dimensions: 8' L1 x 4' L2 x 4' H - 43 LBS
 10' L1 x 5' L2 x 4' H - 50 LBS
 12' L1 x 6' L2 x 4' H - 58 LBS

TRIANGLE SIGN

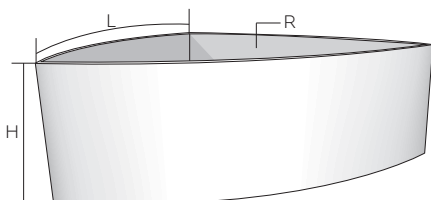
Dimensions: 8' L x 4' H - 40 LBS
 10' L x 4' H - 47 LBS
 12' L x 4' H - 55 LBS

TAPERED TRIANGLE

Dimensions: 8' L1 - 6' L2 x 4' H - 36 LBS
 10' L1 - 8' L2 x 4' H - 44 LBS
 12' L1 - 10' L2 x 4' H - 51 LBS

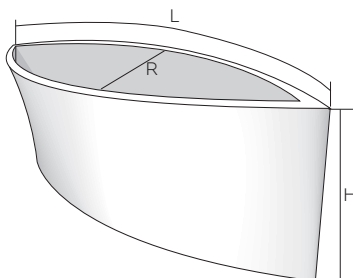
* Weight includes frame + 2 layers of fabric

CURVED TRIANGLE



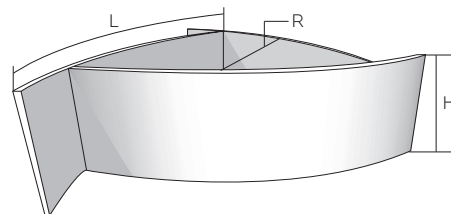
Dimensions: 8' L x 8' R x 4' H - 40 LBS
10' L x 10' R x 4' H - 47 LBS
12' L x 12' R x 4' H - 55 LBS

FOOTBALL



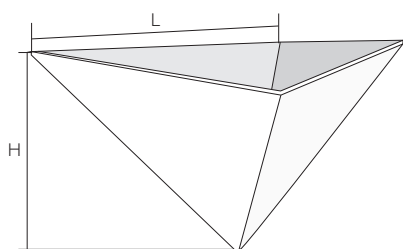
Dimensions: 8' L x 8' R x 4' H - 26 LBS
10' L x 10' R x 4' H - 31 LBS
12' L x 12' R x 4' H - 36 LBS

PINWHEEL



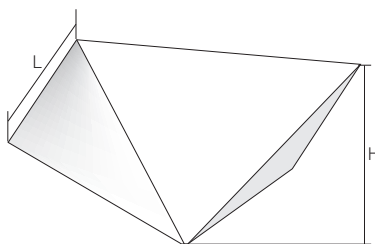
Dimensions: 8' L x 8' R x 4' H - 40 LBS
10' L x 10' R x 4' H - 47 LBS
12' L x 12' R x 4' H - 54 LBS

3-SIDED PYRAMID



Dimensions: 8' L x 4' H - 24 LBS
10' L x 5' H - 33 LBS
12' L x 6' H - 38 LBS

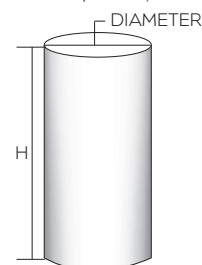
4-SIDED PYRAMID



Dimensions: 8' L x 4' H - 34 LBS
10' L x 5' H - 48 LBS
12' L x 6' H - 58 LBS

CYLINDERS

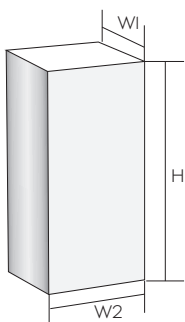
(Top & bottom printed)



Dimensions: 2' D x 2' H - 10 LBS
2' D x 4' H - 12 LBS
2' D x 6' H - 15 LBS

SQUARES

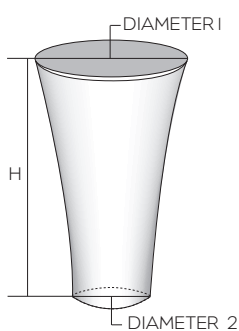
(Top & bottom printed)



Dimensions: 2' W1 x 2' W2 x 2' H - 10 LBS
2' W1 x 2' W2 x 4' H - 14 LBS
2' W1 x 2' W2 x 6' H - 18 LBS

FUNNELS

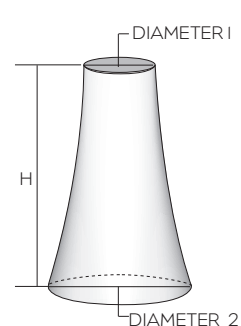
(Top & bottom printed)



Dimensions: 4' D1 x 2' D2 x 4' H - 15 LBS
5' D1 x 2' D2 x 6' H - 26 LBS
6' D1 x 2' D2 x 8' H - 32 LBS

INVERTED FUNNELS

(Top & bottom printed)



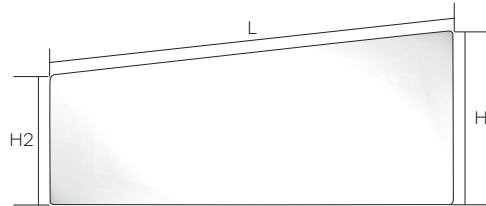
Dimensions: 2' D1 x 4' D2 x 4' H - 15 LBS
2' D1 x 5' D2 x 6' H - 26 LBS
2' D1 x 6' D2 x 8' H - 32 LBS

FLAT RECTANGLE PANEL



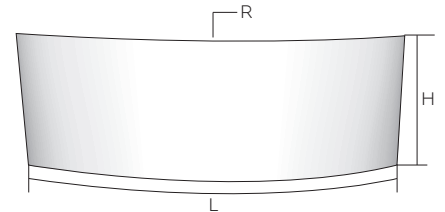
Dimensions: 8' L x 4' H - 12 LBS
10' L x 4' H - 14 LBS
12' L x 4' H - 20 LBS

TAPERED RECTANGLE PANEL



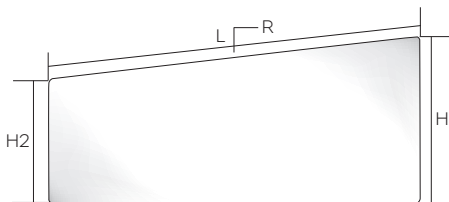
Dimensions: 8' L x 4' H x 2' H - 13 LBS
10' L x 5' H x 2.5' H - 17 LBS
12' L x 6' H x 3' H - 21 LBS

CURVED RECTANGLE PANEL



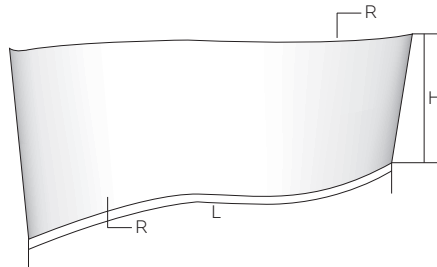
Dimensions: 8' L x 8' R x 4' H - 9 LBS
10' L x 10' R x 4' H - 13 LBS
12' L x 12' R x 4' H - 15 LBS

TAPERED CURVED RECTANGLE PANEL



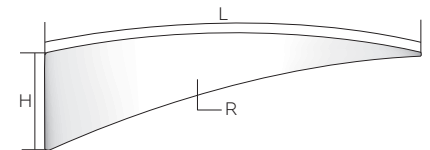
Dimensions: 8' L x 8' R x 4' H1 x 2' H2 - 11 LBS
10' L x 10' R x 5' H1 x 2.5' H2 - 17 LBS
12' L x 12' R x 6' H1 x 3' H2 - 21 LBS

WAVE PANEL



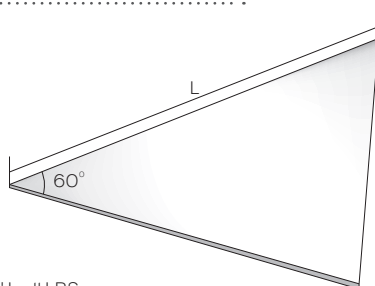
Dimensions: 8' L x 4' R x 4' H - 9 LBS
10' L x 5' R x 4' H - 13 LBS
12' L x 6' R x 4' H - 19 LBS

CURVED TRIANGLE PANEL



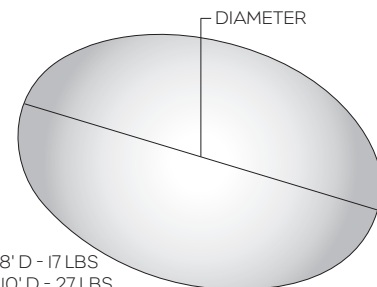
Dimensions: 8' L x 8' R x 4' H - 7 LBS
10' L x 10' R x 4' H - 11 LBS
12' L x 12' R x 4' H - 13 LBS

FLAT TRIANGLE PANEL



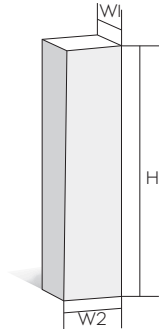
Dimensions: 8' L - 11 LBS
10' L - 16 LBS
12' L - 22 LBS

DISC PANEL



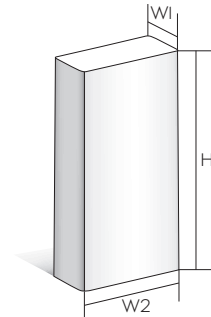
Dimensions: 8' D - 17 LBS
10' D - 27 LBS
12' D - 43 LBS

SQUARES



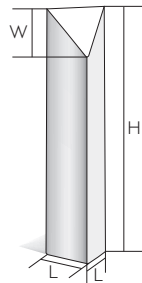
Dimensions: 2' W1 x 2' W2 x 8' H - 24 LBS
 2' W1 x 2' W2 x 10' H - 28 LBS
 2' W1 x 2' x 12' H - 32 LBS

RECTANGLES



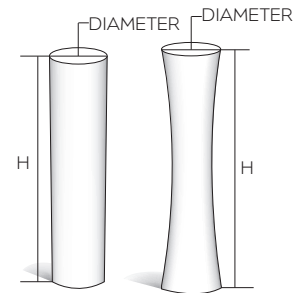
Dimensions: 2' W1 x 4' W2 x 8' H - 31 LBS
 2' W1 x 4' W2 x 10' H - 36 LBS
 2' W1 x 4' W2 x 12' H - 40 LBS

TRIANGLES



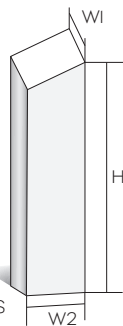
Dimensions: 2' L x 8' H - 18 LBS
 2' L x 10' H - 20 LBS
 2' L x 12' H - 23 LBS

CYLINDERS & FUNNELS



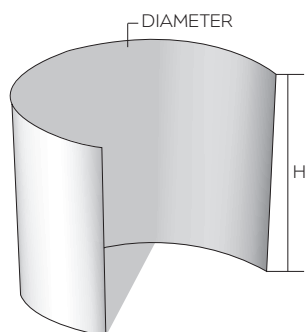
Dimensions: 2' D x 8' H - 18 LBS
 2' D x 10' H - 21 LBS
 2' D x 12' H - 25 LBS

CRYSTALS



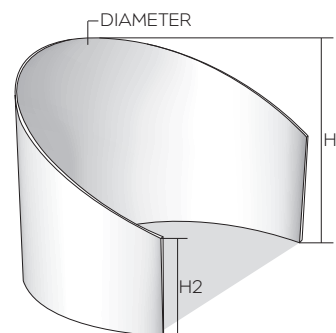
Dimensions: 2' W1 x 2' W2 x 8' H - 23 LBS
 2' W1 x 2' W2 x 10' H - 27 LBS
 2' W1 x 2' W2 x 12' H - 31 LBS

REGAL



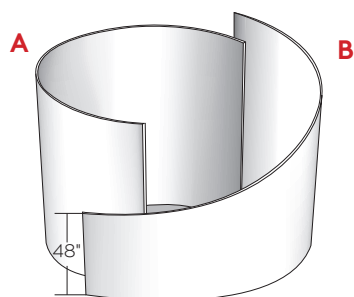
Dimensions: 10' D x 88" H - 30 LBS
14' D x 88" H - 37 LBS

ULTRA



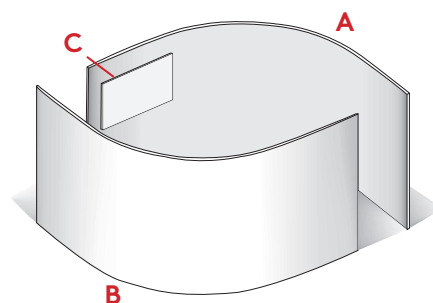
Dimensions: 10' x 88" H1 x 48" H2 - 25 LBS
14' x 88" H1 x 48" H2 - 32 LBS

THE LUX



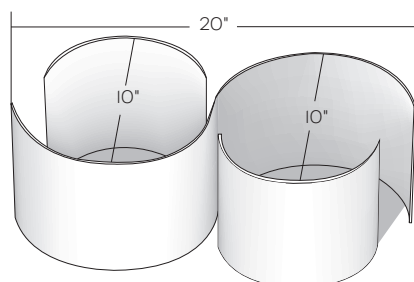
Dimensions: A: 10' x 88" - 60 LBS
B: 14' x 88" x 48" - 60 LBS

CORNER OFFICE



Dimensions: A: 15' x 88" - 61 LBS
B: 15' x 88" - 61 LBS
C: Optional Monitor Bracket

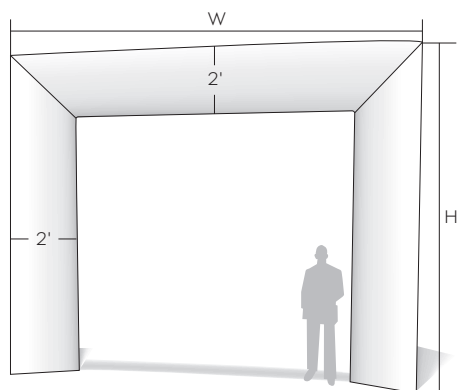
THE GRAND LUX



Dimensions: 23' x 88"
9.5' x 88"

THE ENTRANCE WAY

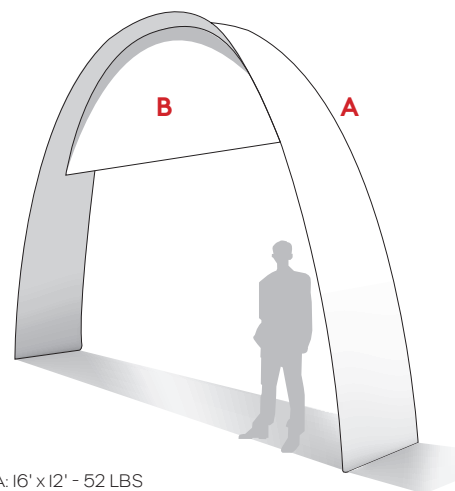
(With Double Sided graphic)



Dimensions: 20' W x 16' H x 2' D

THE BRIDGE

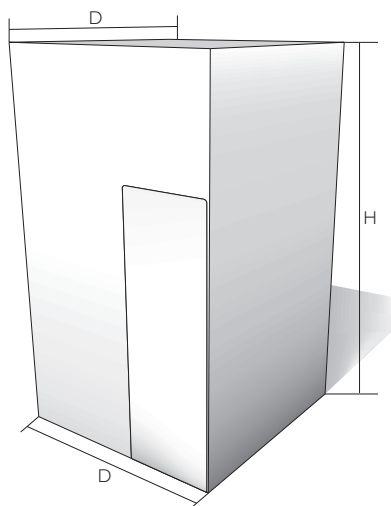
(With Double Sided graphic)



Dimensions: A: 16' x 12' - 52 LBS
B: 13' x 4' - 52 LBS

SQUARE

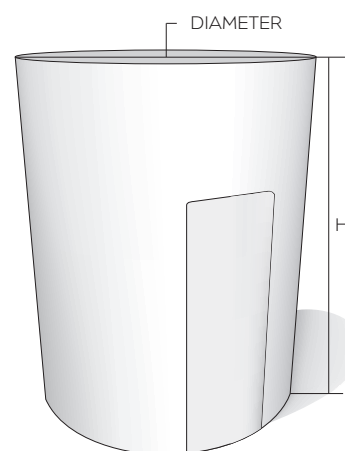
(Door included)



Dimensions: 10' D x 88" H - 100 LBS
14' D x 88" H - 125 LBS

ROUNDED

(Door included)



Dimensions: 10' D x 88" H - 100 LBS
14' D x 88" H - 125 LBS



McRae **knows** structures.

McRae structures products are unlike any other. Developed through our own in-house technologies, every functioning element is unique to McRae. Superior fabric, intense dye sublimation, and the McRae lighting system deliver stunning imagery.

Our expertise ensures a frictionless path through every stage of production of even the most complex design. Rigorous quality control, fast turn-around times, seamless customer experience. It is the McRae way.

Our passion is helping your company succeed in achieving its face-to-face marketing goals by providing you with an extensive range of award-winning displays.

McRAE

McRae Imaging is based in Canada and available globally. Call 905.569.1605
3730 Laird Road, Mississauga, Ontario, L5L 5Z7, Canada,
www.mcraeimaging.com sales@mcraeimaging.com